

HP 0,32 KW 0,24
Series M33...



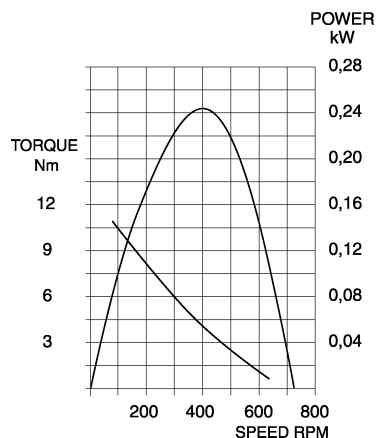
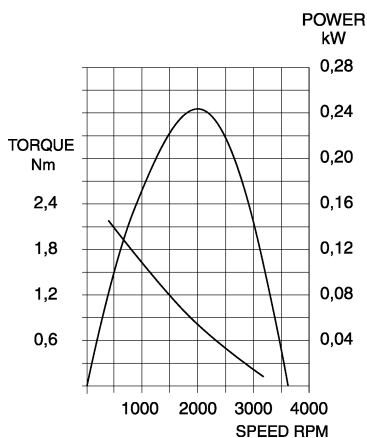
Performances and dimensions

Type	Power HP	Max RPM	Min. starting torque Nm	Rotation	Air consumption (M/min.)	Gear ratio	Weight Kg.
M33/5	0,32	3100	2	Reversible	0,6	5	0,9
M33/25		600	10			25	1,1

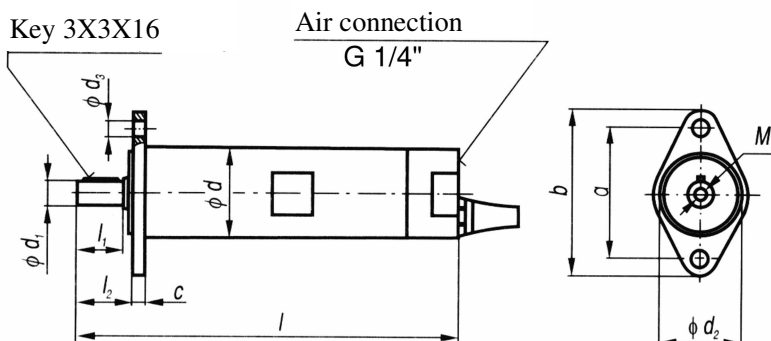


ATTENTION

All data are based on a working pressure of 6 bar



Lubrication: 2-3 drops/1' continuous operation
4-6 drops/1' intermittent operation
Filtration: Use 64 μ filtration or better
Maximum working pressure: 7bar
Operative temperature: da-20° a +80°



Type	a	b	c	l	l1	l2	M	d	d1	d2	d3
M33/5	52	64	5	160	20	25	M4	40h9	10h6	36h9	6,5
M33/25				190							